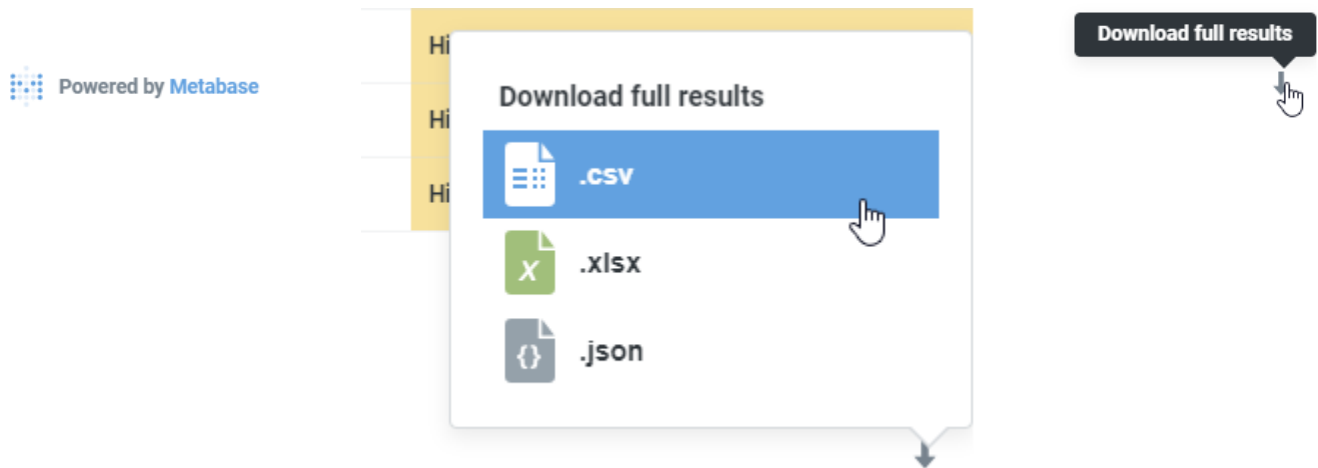


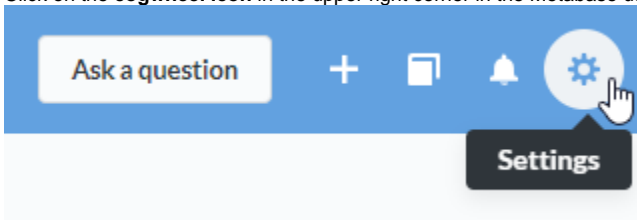
# How to download full results from Metabase in iDNA Applications

In iDNA Applications, the export of Metabase data only works properly if the correct appliance URL is set in its configuration.

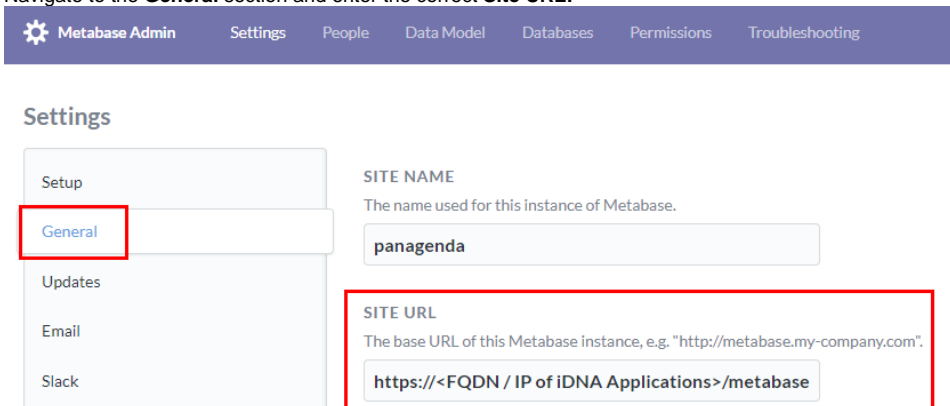


If you have problems with exporting, please try the following steps:

1. Go to this URL on your appliance (<https://<iDNA Applications FQDN or IP>/metabase/>) and log in with **admin@metabase.local**
2. Click on the **cogwheel icon** in the upper right corner in the Metabase user interface and select **Admin**:



3. Navigate to the **General** section and enter the correct **Site URL**:



4. Please reload the iDNA Applications page in your browser.